



# The Texas School Readiness Dashboard 2022

A PROJECT OF TEXANS CARE FOR CHILDREN

---

There is broad agreement in Texas about the importance of early childhood and school readiness. However, state leaders and advocates have historically tackled these issues in a piecemeal, siloed fashion rather than taking a more comprehensive approach.

In response, after a collective process with stakeholders from across Texas, Texans Care for Children launched the School Readiness Dashboard in late 2022 to offer a more holistic view of child and family experiences prior to children's first day of school. By including a variety of indicators spanning multiple areas of child development, the Dashboard encourages policymakers and communities to consider the programs, practices, and policies that contribute to children's growing brains and bodies and provide the foundation for a strong future.

**This document serves as an archive of the School Readiness Dashboard's infographics that were published in 2022.** Please visit the Texas School Readiness Dashboard at [TXreadykids.org](https://TXreadykids.org) for the most updated data, infographics, and policy recommendations.

# Sufficient Household Resources

## ACCESS TO SNAP



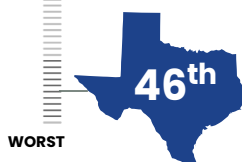
**1 in 5**



1 in 5 eligible Texas families with children are not receiving SNAP, the supplemental food assistance program for low-income families.

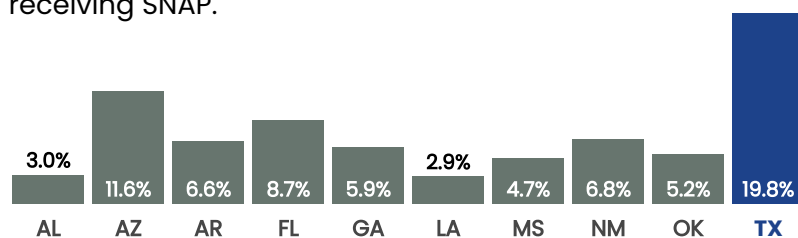
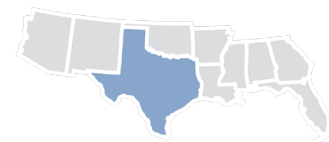
### PERCENTAGE OF ELIGIBLE FAMILIES WITH CHILDREN UNDER AGE 18 NOT RECEIVING SNAP

**BEST**  
Texas ranks near the bottom of all states



**WORST**

Among southern and neighboring states, Texas has the highest percentage of eligible children who are not receiving SNAP.



Source: As of 2015–2017 (CPS–ASEC 2016–2018). Urban Institute's TRIM3 project

## CHILDREN IN POVERTY OR NEAR POVERTY

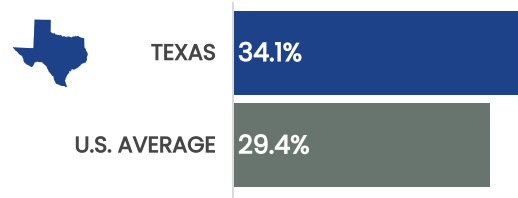


# 1 in 3

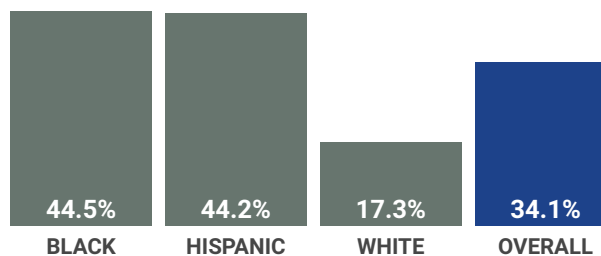
1 in 3 Texas children under age 6 is living in poverty or near poverty (under 150% of the Federal Poverty Level).

### COMPARED TO CHILDREN IN OTHER STATES, TEXAS CHILDREN ARE MORE LIKELY TO LIVE IN LOW-INCOME HOUSEHOLDS.

*Percentage of children under age 6 in households with annual income under 150% of the Federal Poverty Level*



### IN TEXAS, YOUNG CHILDREN OF COLOR UNDER AGE 6 ARE MORE THAN TWICE AS LIKELY TO BE IN POVERTY OR NEAR POVERTY COMPARED TO YOUNG WHITE CHILDREN.



Source: 2019 American Community Survey (ACS) 1-Year Public Use Microdata Sample (PUMS)

CHILD HUNGER

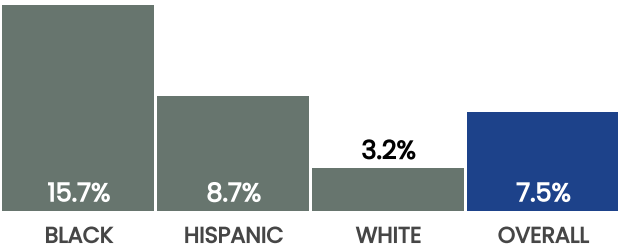


8%

7.5 percent of households in Texas with at least one child under age 6 reported moderate to severe child hunger.

IN TEXAS, CHILDREN OF COLOR ARE MUCH MORE LIKELY TO EXPERIENCE HUNGER THAN WHITE CHILDREN

Percentage of Texas households with at least one child under age 6 reporting low or very low food security



Source: 2018–2020 Current Population Survey (CPS), Food Security Supplement Public Use Microdata Sample (PUMS).

# Positive Adult-Child Interactions


## HOME VISITING



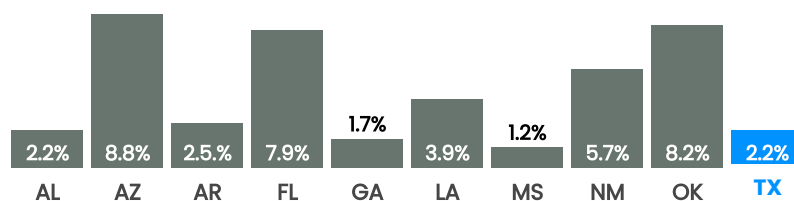
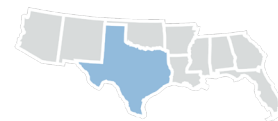
# 2%

Only 2.2 percent of eligible Texas children under age three are served by evidence-based home visiting programs.

### PERCENTAGE OF LOW-INCOME CHILDREN UNDER AGE THREE SERVED BY EVIDENCE-BASED HOME VISITING PROGRAMS



Texas serves many fewer eligible children in its evidence-based home visiting programs compared to the U.S. average and compared to most southern and neighboring states.



\*Vermont data unavailable.

Note: Low income is defined as household income under 150% of the federal poverty level.

Source: 2020 National Home Visiting Resource Center Yearbook and 2018 & 2019 American Community Survey (ACS) 1-Year Public Use Microdata Sample (PUMS).

CHILD MALTREATMENT



15 per 1,000

15 per 1,000 children under age 6 in Texas experiences maltreatment (child abuse or neglect).

TEXAS CHILDREN UNDER  
AGE 6 ARE MORE LIKELY  
TO FACE MALTREATMENT  
COMPARED TO THE  
NATIONAL AVERAGE.



TEXAS

**15.0**  
per 1,000 children

U.S.  
AVERAGE

**12.7**  
per 1,000 children

Source: Child Abuse and Neglect Data System (NCANDS) Child File, FFY 2019 and Census Bureau, Annual Estimates of the Resident Population by Sex, Age, Race, and Hispanic Origin for the United States, Vintage 2019.



DAILY READING

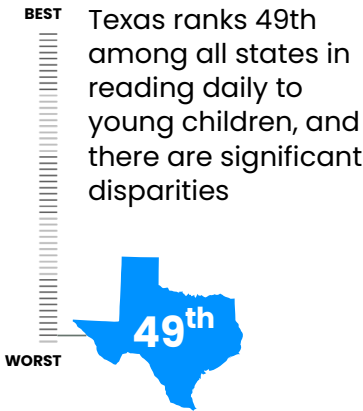


74%



74 percent of Texas children under age six are NOT read to every day.

PERCENTAGE OF CHILDREN UNDER AGE SIX WHOSE FAMILY DID NOT READ TO THEM DURING THE PRIOR WEEK



Source: 2018–2020 National Survey of Children’s Health (NSCH).



# Good Health and Development

## PRETERM BIRTHS



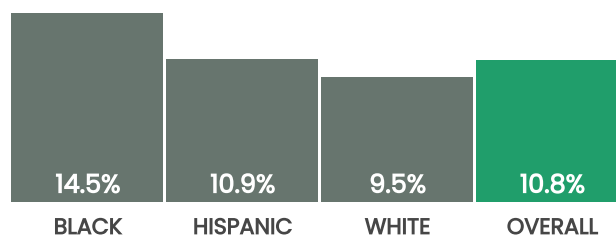
More than

**1 in 10**

More than 1 in 10 Texas children (11 percent) are born preterm.

### IN TEXAS, BLACK BABIES ARE MUCH MORE LIKELY TO BE BORN PRETERM COMPARED TO WHITE AND HISPANIC BABIES

*Percentage of babies born in the past year who were born preterm (prior to 37 weeks gestational age)*



Source: Vital Statistics from CDC WONDER 2020 Natality Expanded.

ACCESS TO MEDICAID



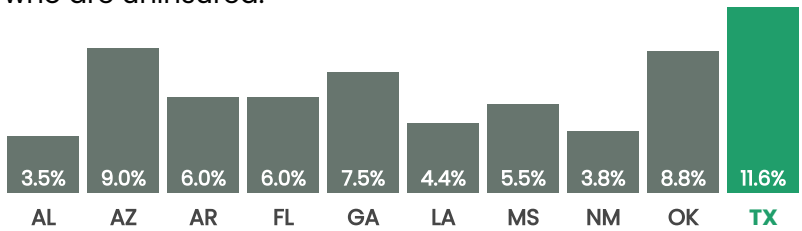
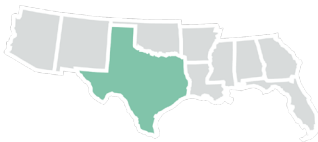
12%

About 12 percent of Texas children under age 6 who are eligible for Medicaid are uninsured.

PERCENTAGE OF MEDICAID-ELIGIBLE CHILDREN UNDER AGE SIX WHO ARE UNINSURED



Among southern and neighboring states, Texas has a significantly higher percentage of Medicaid-eligible children who are uninsured.



Source: 2019 American Community Survey (ACS) 1-Year Public Use Microdata Sample (PUMS).

## WOMEN'S HEALTH INSURANCE




Nearly

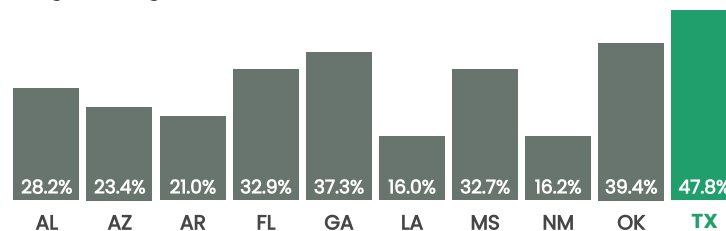
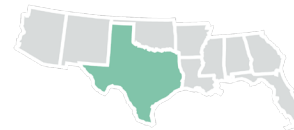


47.8 percent of low-income Texas women of childbearing age do not have health insurance.

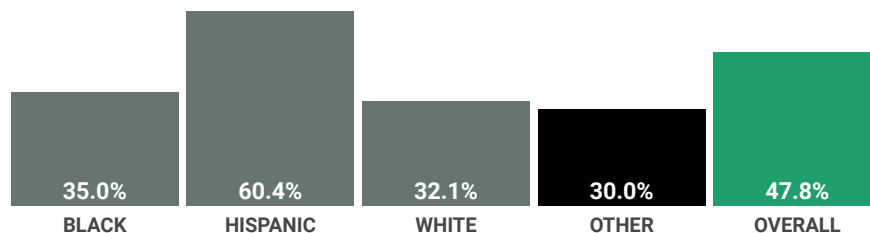
### PERCENTAGE OF ADULT WOMEN OF CHILDBEARING (AGE 19 TO 44) WITH LOW INCOME (AT OR BELOW 138% FEDERAL POVERTY LEVEL) WHO DO NOT HAVE HEALTH INSURANCE



Women in Texas are much more likely to be uninsured compared to southern and neighboring states.



### AMONG TEXAS WOMEN WITH LOW INCOMES, HISPANIC WOMEN, IN PARTICULAR, ARE LESS LIKELY TO BE INSURED



Source: 2019 American Community Survey (ACS) 1-Year Public Use Microdata Sample (PUMS).

INFANT WELL-CHILD VISITS



44%



Nearly half (44%) of Texas infants enrolled in Medicaid did not receive six or more well-child visits in the first 15 months of life.

**TEXAS INFANTS ENROLLED IN MEDICAID ARE LESS LIKELY TO RECEIVE THE RECOMMENDED SIX OR MORE WELL-CHILD CHECK-UPS COMPARED TO THE NATIONAL AVERAGE.**



TEXAS

44.1%

U.S. AVERAGE


36.5%

Source: Texas Healthcare Learning Collaborative, 2020

## TODDLER WELL-CHILD VISITS

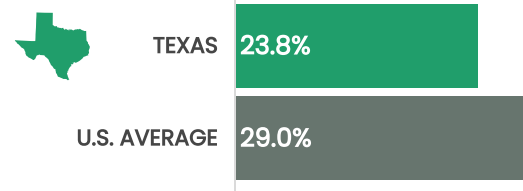


# 24%



1 in 4 Texas toddlers enrolled in Medicaid did not get the recommended two or more well-child check-ups between age 15 and 30 months.

**TEXAS TODDLERS ENROLLED IN MEDICAID ARE MORE LIKELY TO RECEIVE THE RECOMMENDED TWO OR MORE WELL-CHILD CHECK-UPS COMPARED TO THE NATIONAL AVERAGE.**



Source: Texas Healthcare Learning Collaborative, 2020

### DEVELOPMENTAL SCREENING



53%



Over half (53.0 percent) of Texas children under age three enrolled in Medicaid did not receive a developmental screening in the 12 months before their last birthday.

Source: Texas Healthcare Learning Collaborative, 2020

## ECI ACCESS




Less than

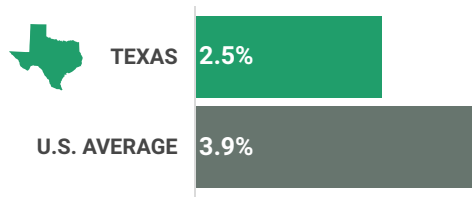
# 3%

Only 2.5 percent of Texas children under age 3 are enrolled in Early Childhood Intervention (ECI) services.

### PERCENTAGE OF CHILDREN UNDER AGE 3 ENROLLED IN ECI SERVICES

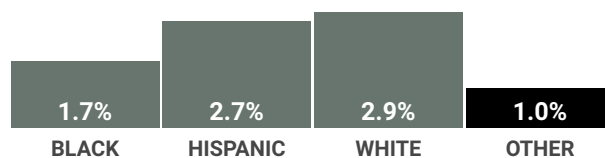


Compared to the national average, a smaller percentage of young children in Texas are enrolled in ECI services.



### BLACK CHILDREN ARE LESS LIKELY TO RECEIVE ECI SERVICES IN TEXAS

*Percent of children under age 3 who were enrolled in ECI services during the annual snapshot count collected by the states in the fall of 2019.*



Source: US Department of Education, ED Facts Metadata and Process System (EMAPS), as of 2019–2022. 2019 Texas Population Estimates Program.



# Enriching Early Learning Experiences

## EARLY HEAD START ACCESS



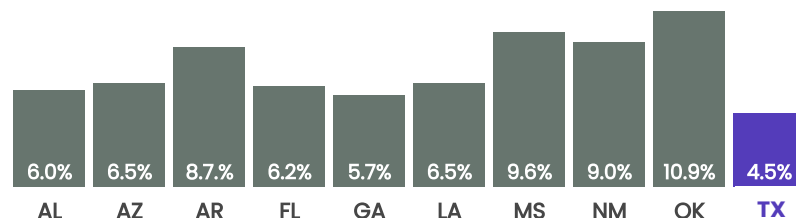
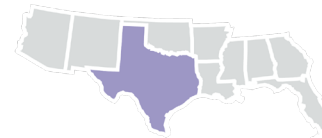
# 5%

Only 4.5 percent of eligible children have access to Early Head Start.

### PERCENTAGE OF INCOME-ELIGIBLE CHILDREN UNDER AGE THREE WITH ACCESS TO EARLY HEAD START (HOUSEHOLD INCOME UNDER 100% FEDERAL POVERTY LEVEL)



Compared to southern and neighboring states, Texas children are much less likely to have access to Early Head Start



Source: 2019 Early Head Start (EHS) Program Information Report (PIR) and 2018 & 2019 American Community Survey (ACS) Public-Use Microdata Sample (PUMS).

## QUALITY CHILD CARE ACCESS



More than

# 5 in 10

Over half (53 percent) of low-income Texas children under age six with working parents live in an area with inadequate access to subsidized child care.

### LOW-INCOME FAMILIES HAVE VERY LIMITED ACCESS TO QUALITY CHILD CARE PROGRAMS THAT PARTICIPATE IN TEXAS RISING STAR

**Nearly nine in ten Texas children** under age six from low-income working families live in an area with inadequate access to child care providers that accept subsidies and are rated by Texas Rising Star.



Source: Children at Risk, Child Care Deserts Across Texas, using data from child care centers from September 2021.

ACCESS TO PRE-K



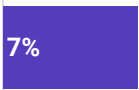
41%

Less than half (41 percent) of Texas 4-year olds are enrolled in public pre-k programs.

Only 7 percent of Texas three-year-olds are enrolled in publicly-funded pre-k programs



TEXAS



Source: National Institute for Early Education Research State of Preschool Yearbook

# Texas Early Childhood Demographics

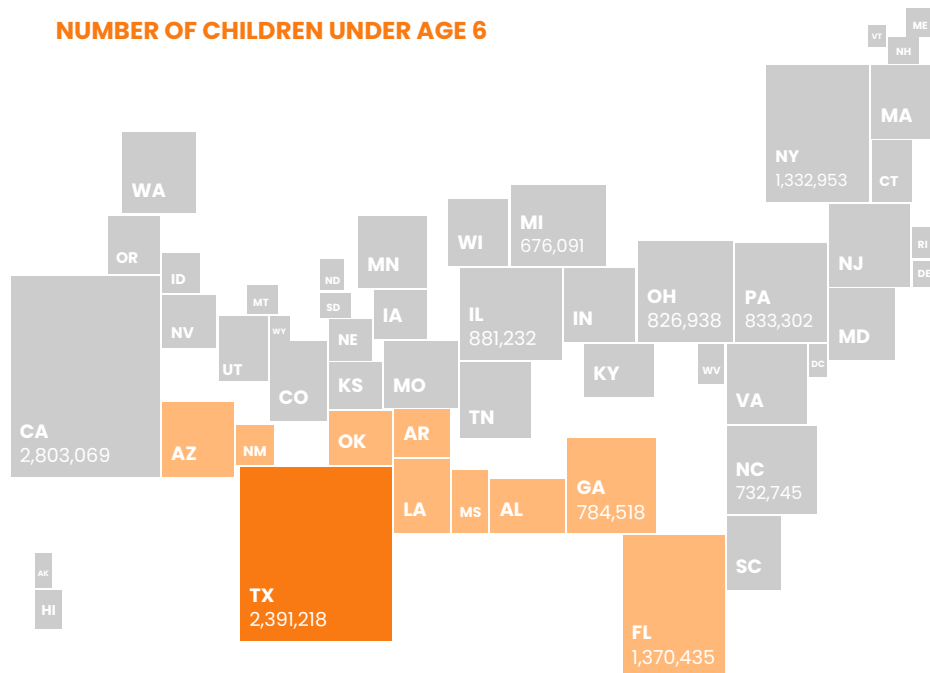
## CHILDREN UNDER AGE 6



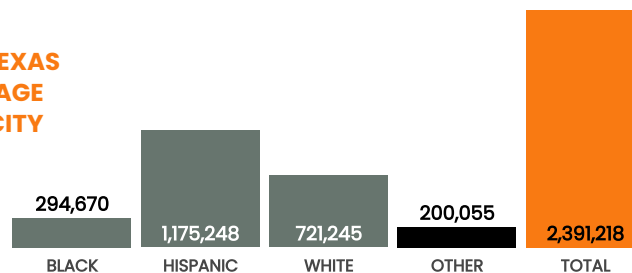
# 1 in 10

1 in 10 children under age 6 in America lives in Texas.

### NUMBER OF CHILDREN UNDER AGE 6



### NUMBER AND PERCENTAGE OF TEXAS CHILDREN UNDER AGE 6 BY RACE/ETHNICITY



Source: Annual Estimates of the Resident Population by Sex, Age, Race, and Hispanic Origin for the United States, Vintage 2020

## CHILDREN IN POVERTY OR NEAR POVERTY

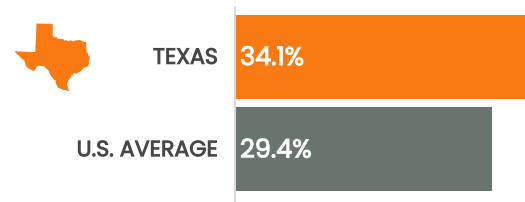


# 1 in 3

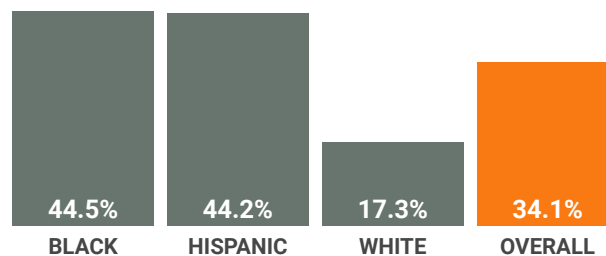
1 in 3 Texas children under age 6 is living in poverty or near poverty (under 150% of the Federal Poverty Level).

### COMPARED TO CHILDREN IN OTHER STATES, TEXAS CHILDREN ARE MORE LIKELY TO LIVE IN LOW-INCOME HOUSEHOLDS.

*Percentage of children under age 6 in households with annual income under 150% of the Federal Poverty Level*



### IN TEXAS, YOUNG CHILDREN OF COLOR UNDER AGE 6 ARE MORE THAN TWICE AS LIKELY TO BE IN POVERTY OR NEAR POVERTY COMPARED TO YOUNG WHITE CHILDREN.



Source: 2019 American Community Survey (ACS) 1-Year Public Use Microdata Sample (PUMS)

## TEXAS BIRTHS EACH YEAR

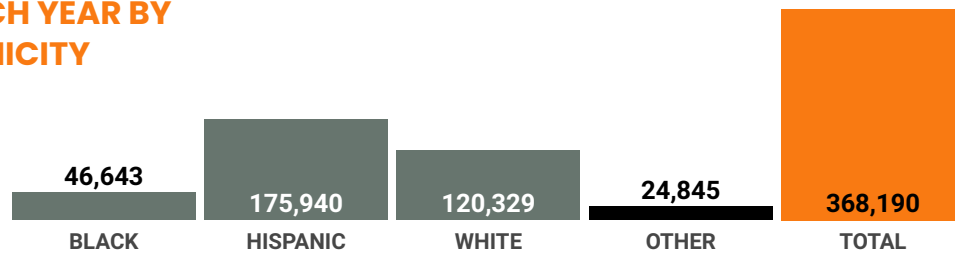


**1 in 10** 

1 in 10 births in the U.S. each year is a child born in Texas.

**A large proportion of our nation's future is born in Texas**

### NUMBER OF TEXAS BIRTHS EACH YEAR BY RACE/ETHNICITY



Source: Vital Statistics from CDC WONDER 2020 Natality Expanded.